



**ANTIOCH SCHOOL DISTRICT 34**

*Inspiring personal excellence.*

# Board Update Meeting

## November 15, 2016



# Community Engagement Meeting #1

## May 23, 2016

***Concept Plans Were Not Presented***

**projected**

**2024-25**

**Steering Committee Meeting**  
**August 3, 2016**

**Board Update Meeting**  
**September 20, 2016**

# K-5 GRADE LEVEL CAPACITY

## Existing Enrollments March 2016

	Hillcrest			Petty			Oakland			AES			District
Grade Level	No. Classrooms	Students/ Classroom	Student Capacity	No. Classrooms	Students/ Classroom	Student Capacity	No. Classrooms	Students/ Classroom	Student Capacity	No. Classrooms	Students/ Classroom	Student Capacity	March 2016
K			292			0			0			0	292
1			252			0			0			0	252
2			0			102			101			78	281
3			0			118			124			89	331
4			0			108			123			72	303
5			0			126			95			78	299
Totals			544			454			443			317	1758

## Proposed Capacity 2018-19

	Hillcrest			Petty			Oakland			AES			District
Grade Level	No. Classrooms	Students/ Classroom	Student Capacity	No. Classrooms	Students/ Classroom	Student Capacity	No. Classrooms	Students/ Classroom	Student Capacity	No. Classrooms	Students/ Classroom	Student Capacity	Proposed 2018-19
K	4	25	100	3	25	75	4	25	100	0		0	275
1	5	25	125	3	25	75	3	25	75	0		0	275
2	5	25	125	3	25	75	3	25	75	0		0	275
3	5	27	135	3	27	81	3	27	81	0		0	297
4	5	27	135	3	27	81	3	27	81	0		0	297
5	5	27	135	4	27	108	3	27	81	0		0	324
Totals	29		755	19		495	19		493	0		0	67 1743

# K-5 STUDENT CAPACITY CHANGE

544



755

Hillcrest

454



495

W.C. Petty

443



495

Oakland

317



0

AES

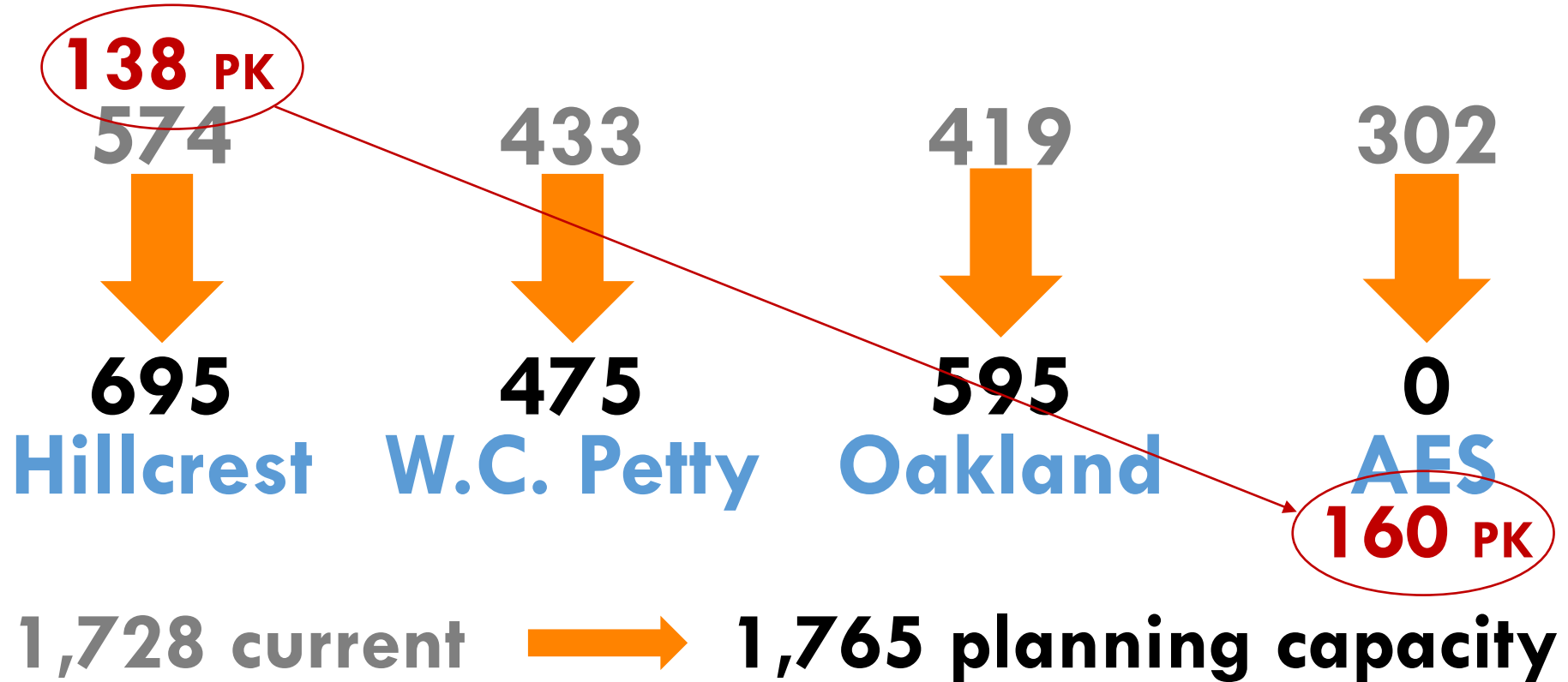
**1,745 proposed | 1,758 current**

# **Community Engagement Meeting #2**

## **September 27, 2016**

***Presented Same Concept Plans from  
September 20 Board of Education Update***

# Shifting K-5 Enrollment to Accommodate: Three K-5 Neighborhood Schools





# CLASSROOM UTILIZATION

## Current K-5

	Students	Number of Classrooms	Average Students/Room
K	258	12	22
1	296	12	25
2	255	11	23
3	276	11	24
4	340	14	23
5	<u>303</u>	<u>13</u>	<u>24</u>
	1,728	73	24

## Proposed K-5

	Students	Number of Classrooms	Average Students/Room
K	281	13	22
1	312	13	24
2	293	12	24
3	293	12	24
4	293	12	24
5	<u>293</u>	<u>12</u>	<u>24</u>
	1,765	74	24

## Current PK/EC

PK	138	7	20
----	-----	---	----

## Proposed PK/EC

PK	160	8	20
----	-----	---	----

# Preliminary Plans: Hillcrest Elementary School

# CES 2 & 3 (Current Plan)

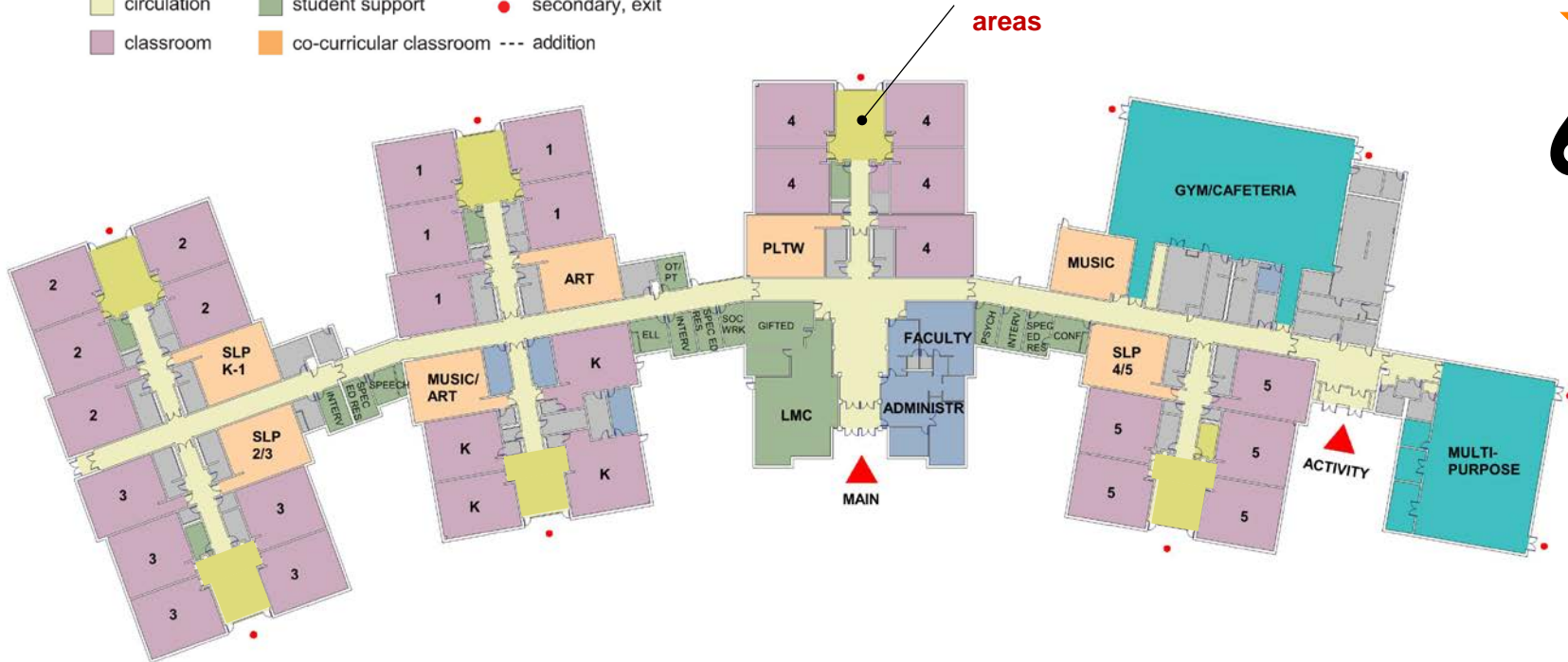
138 PK  
574



695

## LEGEND

- |                |                         |                     |
|----------------|-------------------------|---------------------|
| administration | infrastructure          | remodeled space     |
| assembly       | collaborative area      | main/activity entry |
| circulation    | student support         | secondary, exit     |
| classroom      | co-curricular classroom | addition            |



# Preliminary Plans: W.C. Petty Elementary School

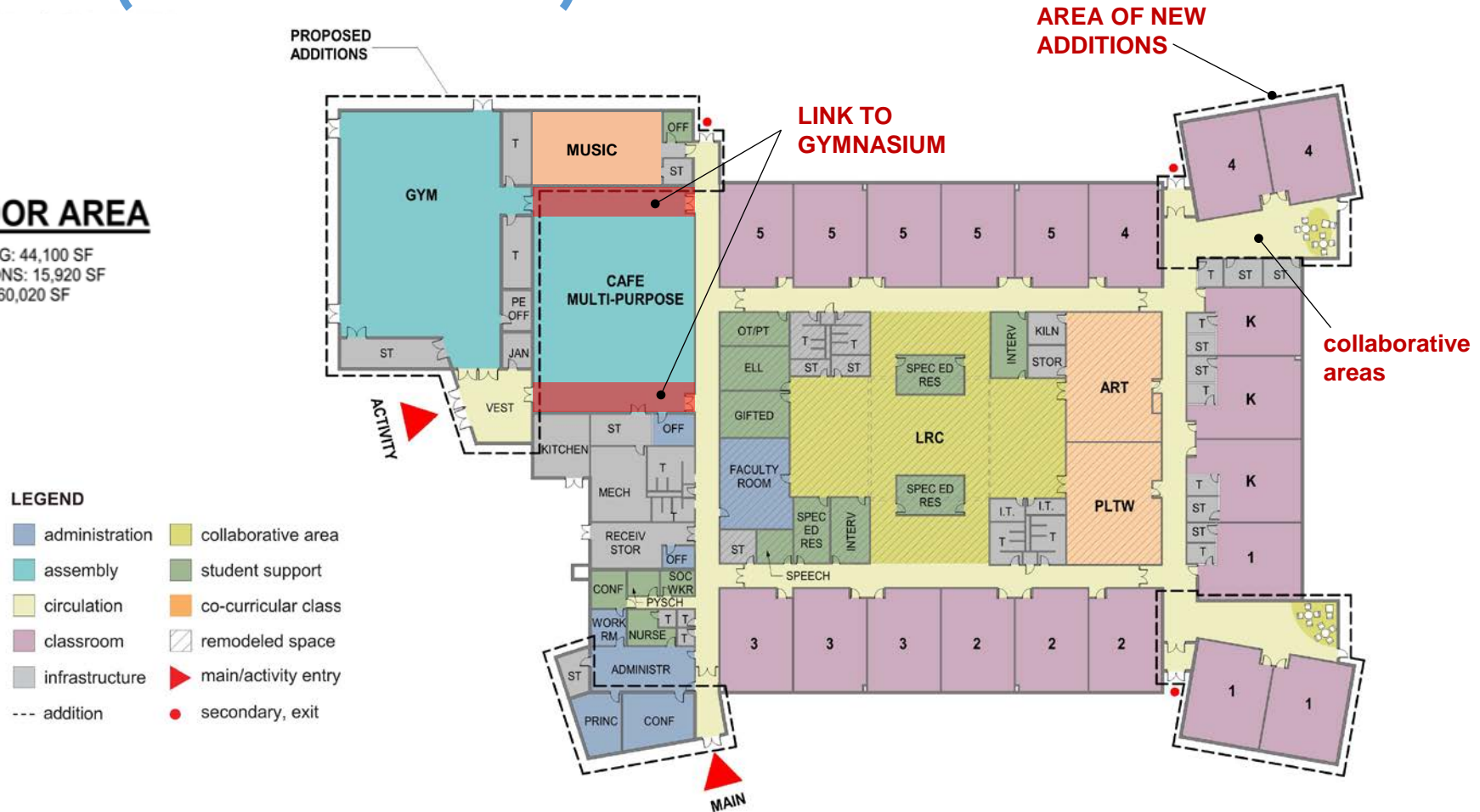
# CES 2



## CES 3 (Current Plan)

**FLOOR AREA**

EXISTING: 44,100 SF  
ADDITIONS: 15,920 SF  
TOTAL: 60,020 SF





# CES 3 (Current Site)



433



475

# Preliminary Plans: Oakland Elementary School



# CES 2



# CES 3 (Current Plan)

## FLOOR AREA

EXISTING: 36,000 SF  
ADDITIONS: 34,620 SF  
TOTAL: 70,620 SF

### LEGEND

administration	infrastructure	remodeled space
assembly	collaborative area	main/activity entry
circulation	student support	secondary, exit
classroom	co-curricular classroom	addition

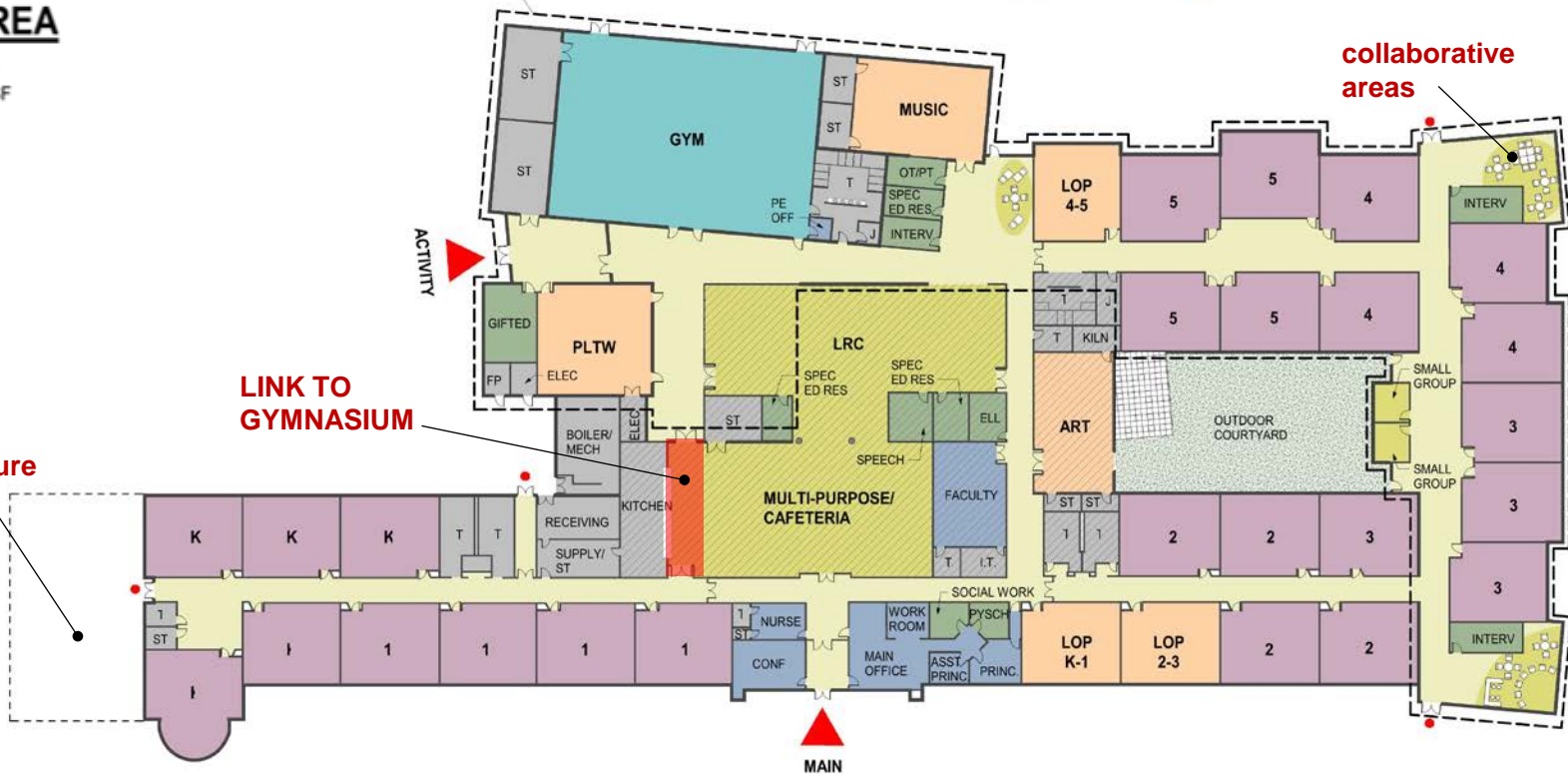
PROPOSED  
ADDITIONS

ACTIVITY

LINK TO  
GYMNASIUM

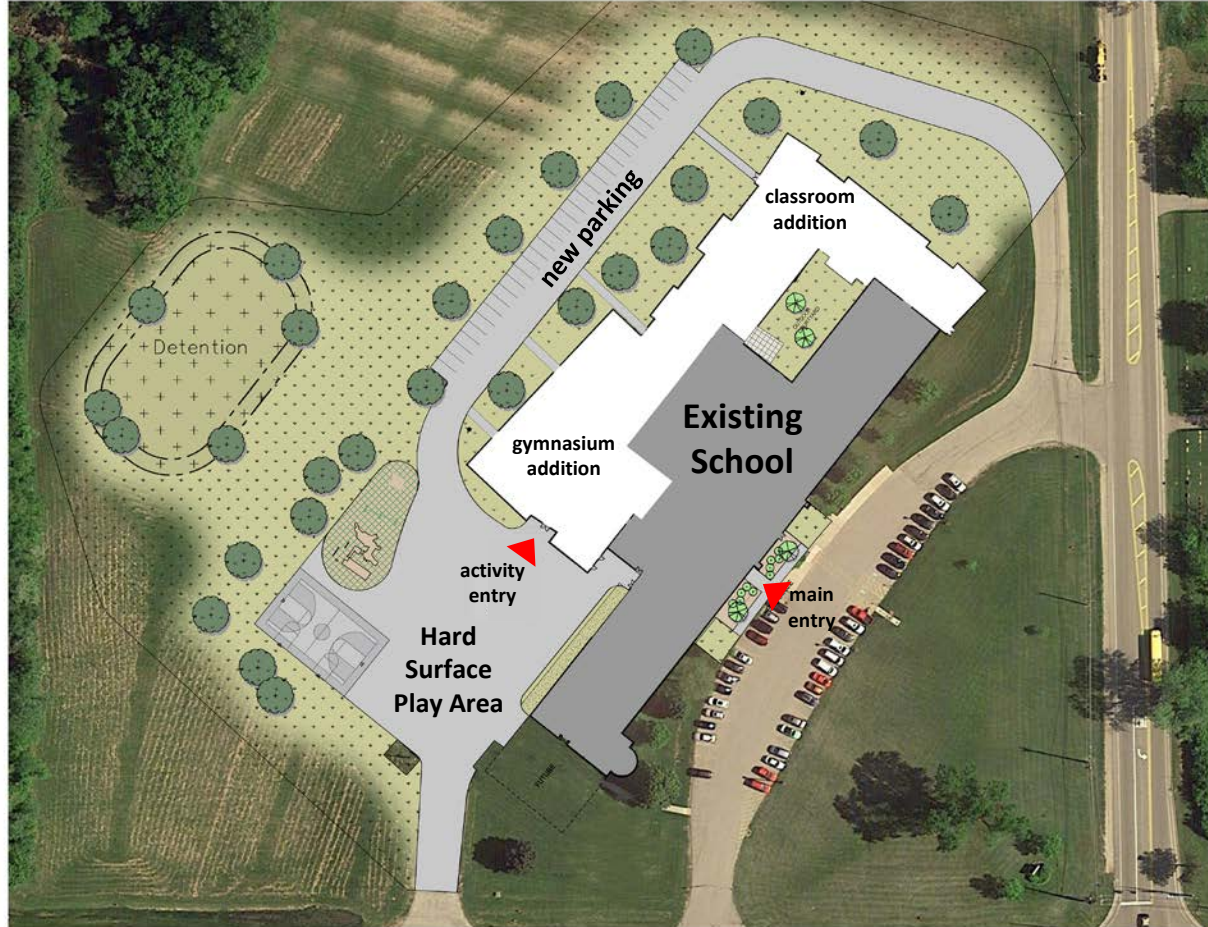
area for future  
expansion

collaborative  
areas



MAIN

# CES 3 (Current Site)



433



475













Preliminary Plans:  
Antioch Elementary School  
**as Early Childhood Center**



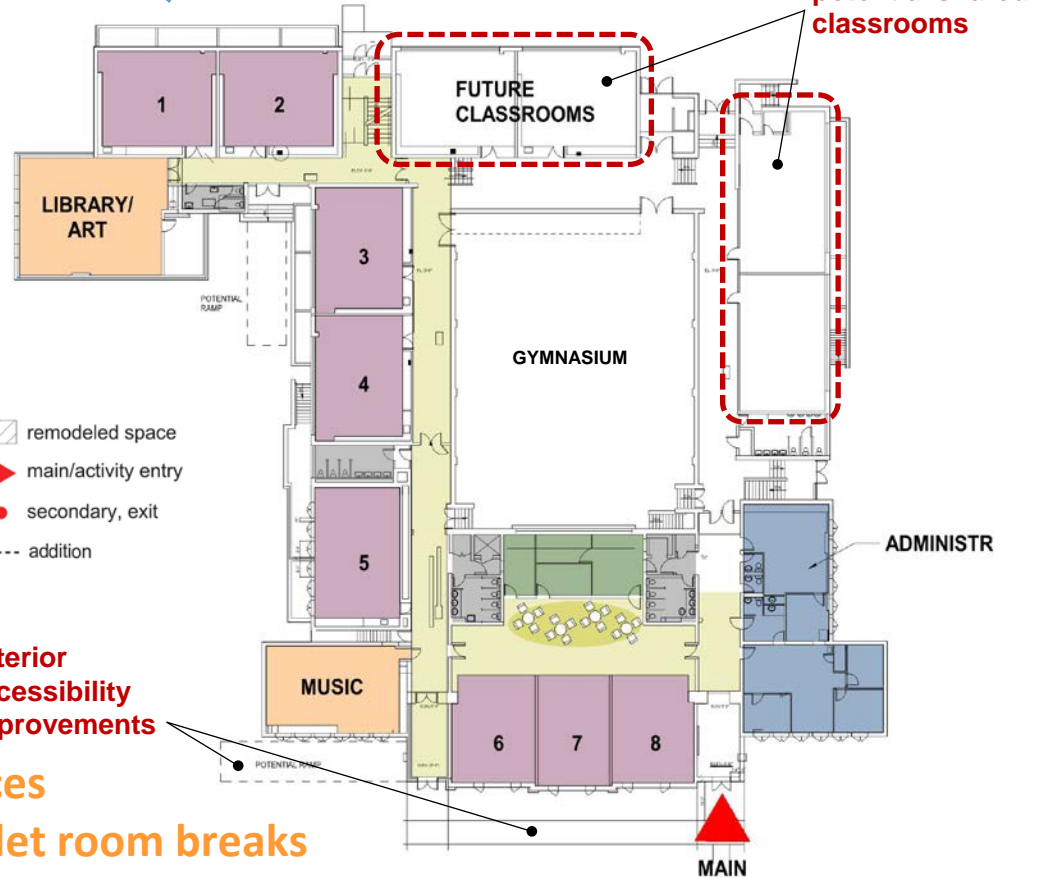
# CES 2 & 3 (Current Plan)

302  
↓  
0  
160 PK

## LEGEND

 administration	 infrastructure	 remodeled space
 assembly	 collaborative area	 main/activity entry
 circulation	 student support	 secondary, exit
 classroom	 co-curricular classroom	 addition

exterior  
accessibility  
improvements



- Air-conditioning in classroom spaces
- Supervision of students during toilet room breaks
- Outdoor play to accommodate early childhood

# **Community Engagement Meeting #3**

## **November 3, 2016**

# WHAT WE HEARD - CES 3 (11/3/16)

## ➤ W.C. Petty

- Size of gymnasiums
- Only show 1 room for Music (previously 2) – where will Band/Strings go?
  - Need to work in ½ size room for pull-out Instrumental Music/Chorus Lessons

## ➤ Oakland

- Size of gymnasiums
- Only show 1 room for Music (previously 2) – where will Band/Strings go?
  - Need to work in ½ size room for pull-out Instrumental Music/Chorus Lessons
- Consider routing the drive around the playground to improve safety for students
  - Need to develop this as an option for consideration

## ➤ AES

- Need to really explore the effectiveness of managing restroom breaks with staff

# CES 3 (Current Plan)

## FLOOR AREA













EXISTING: 44,100 SF  
ADDITIONS: 15,920 SF  
TOTAL: 60,020 SF

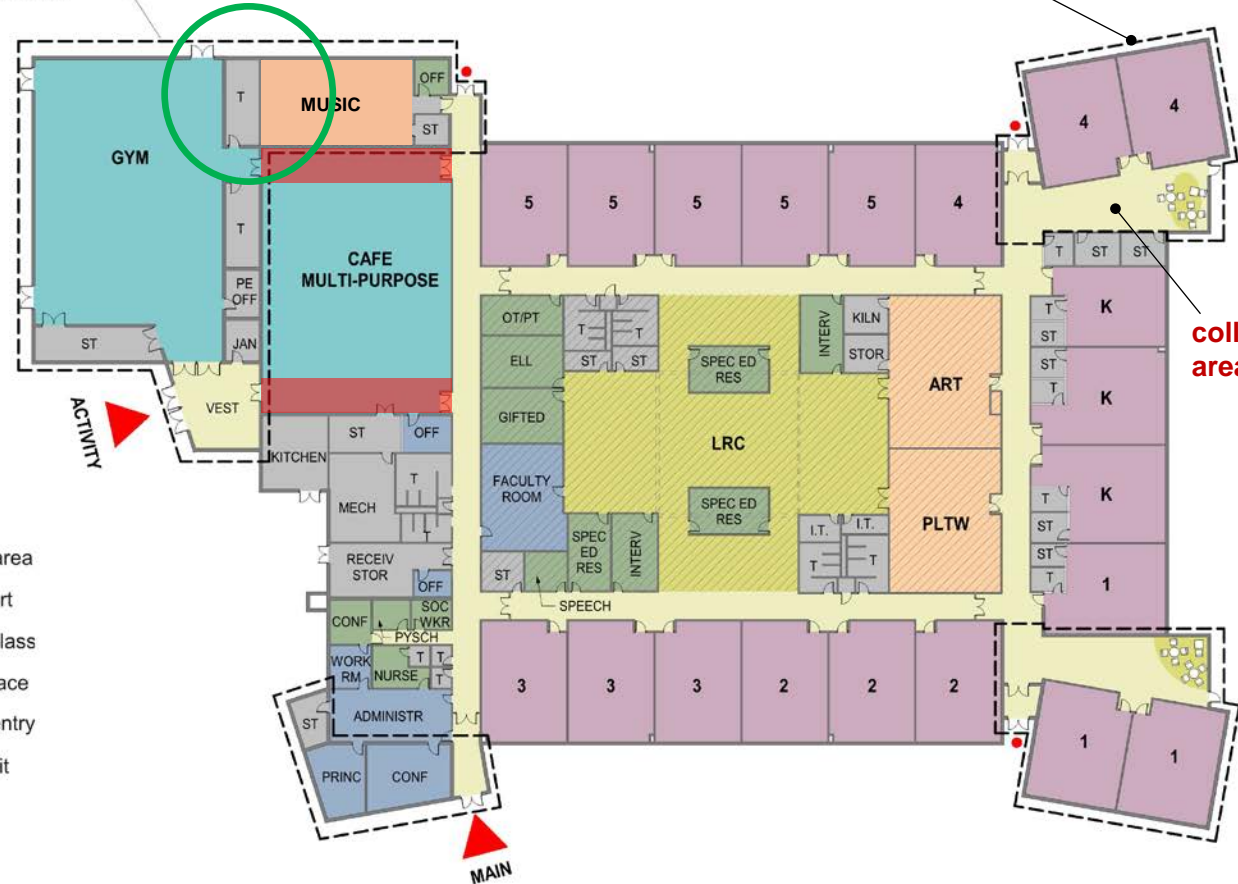
PROPOSED  
ADDITIONS

AREA OF NEW  
ADDITIONS

collaborative  
areas

### LEGEND

- |  |   |
|--|---|
|  administration |  collaborative area  |
|  assembly       |  student support     |
|  circulation    |  co-curricular class |
|  classroom      |  remodeled space     |
|  infrastructure |  main/activity entry |
|  addition       |  secondary, exit     |





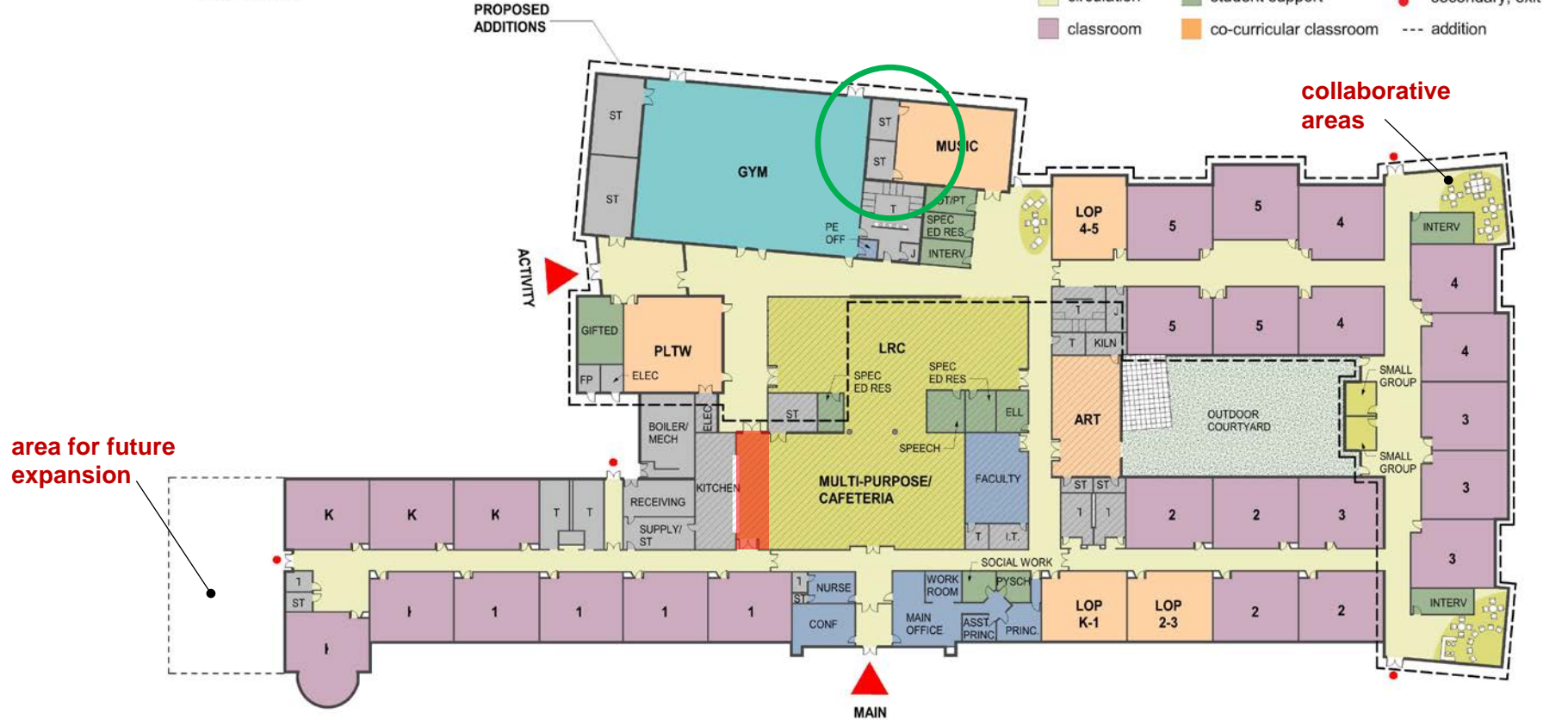
# CES 3 (Current Plan)

## FLOOR AREA

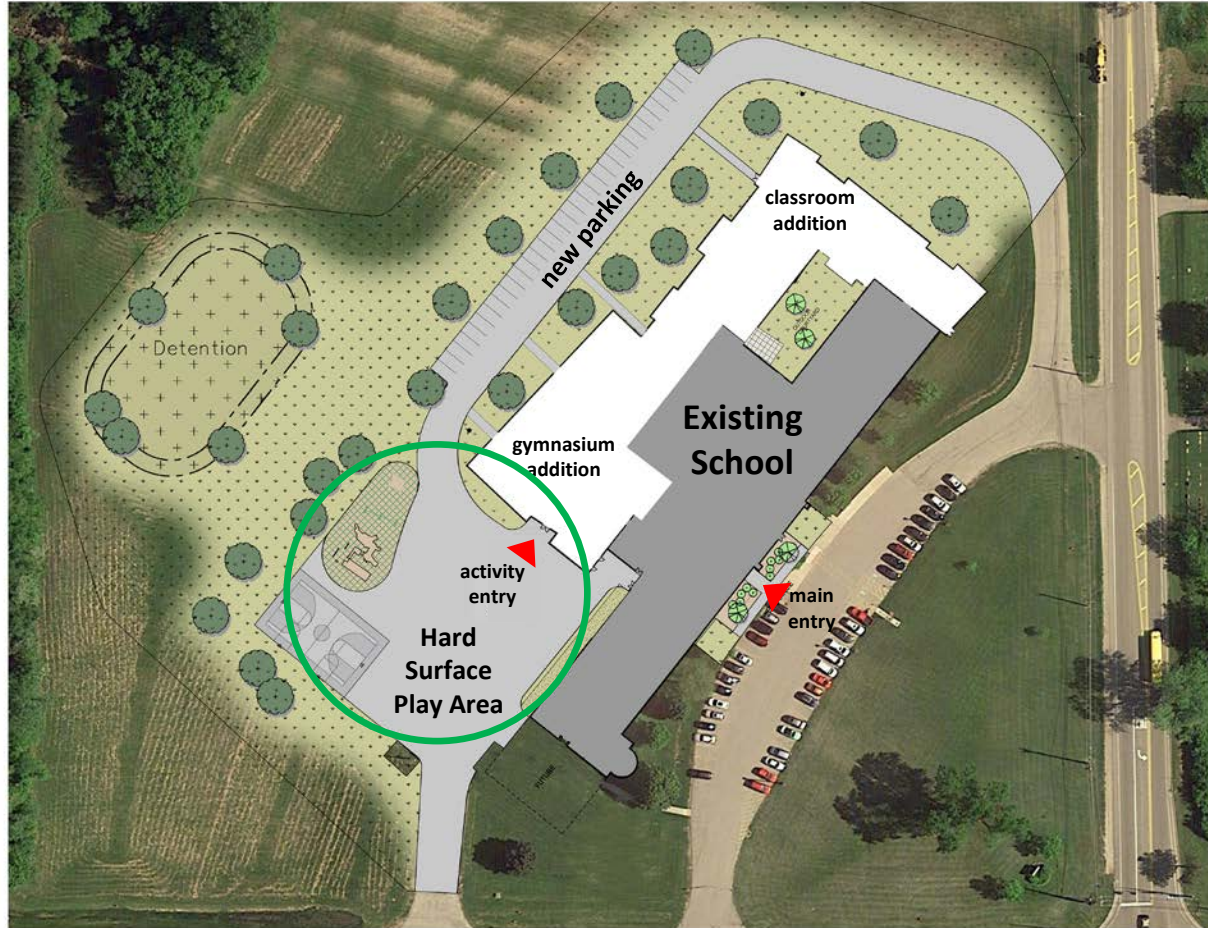
EXISTING: 36,000 SF  
ADDITIONS: 34,620 SF  
TOTAL: 70,620 SF

### LEGEND

administration	infrastructure	remodeled space
assembly	collaborative area	main/activity entry
circulation	student support	secondary, exit
classroom	co-curricular classroom	addition



# CES 3 (Current Site)



433



475

# The Big Change

**Added Classrooms | Matched Current Average Students/ Room**

## Early Plans

	Classrooms	Students/ Room	Total Students
W.C. Petty	19		495
Oakland	19		495
Hillcrest	<u>29</u>		<u>755</u>
<b>Total</b>	<b>67</b>	25-27	<b>1,745</b>
W.C. Petty	20		695
Oakland	25		475
Hillcrest	29		<u>595</u>
<b>Total</b>	<b>74</b>	24	<b>1,765</b>

## Current Plans

# The Big Change

Added Classrooms | Increased Plan Efficiency and Reduced Cost

## Early Plans

	Existing SF	Additional SF	Total SF
W.C. Petty	44,500	24,000	68,500
Oakland	38,000	29,500	<u>67,500</u>
			<b>136,000</b>

## Current Plans

W.C. Petty	44,100	15,920	60,020
Oakland	36,000	34,620	<u>70,620</u>
			<b>130,640</b>

# BALANCE: NEEDS, EXPECTATIONS, DOLLARS

**Scope** + **Quality** = **Budget**

Size of Additions  
Type of Space  
Renovate Existing  
Sitework

Storm Shelter  
Furniture/Technology  
Sustainability

Exterior Enclosure  
Structural System  
Interior Construction  
Interior Finishes  
Type of MEPFP Systems  
Life Cycle Costs  
Building Control Systems

**\$23.3 M**

**Estimate**  
**\$25.577 M**